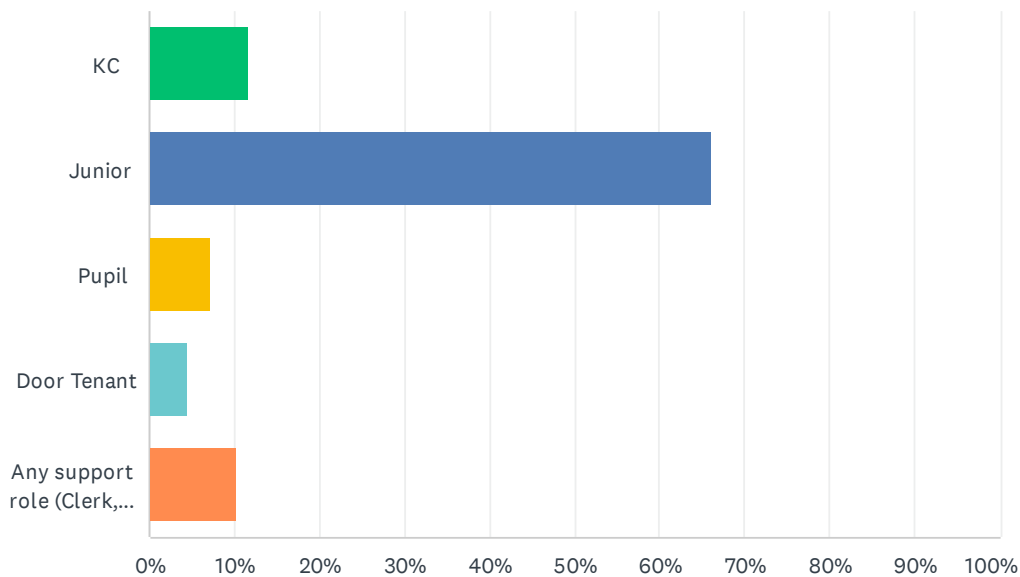


Q1 Primary Role?

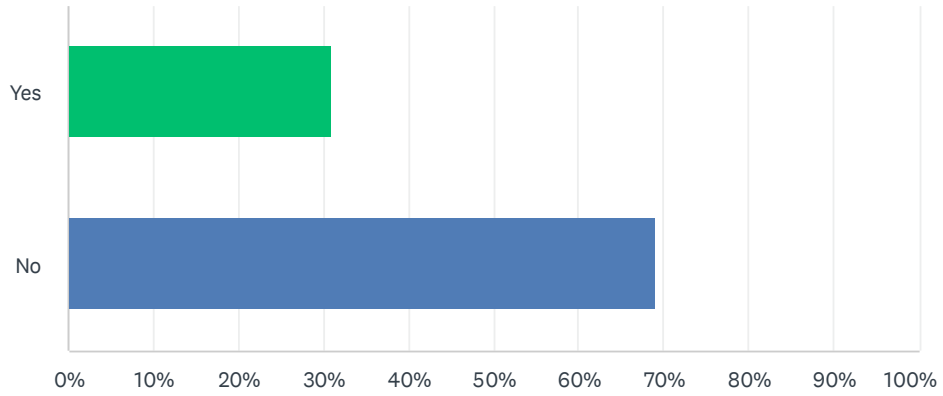
Answered: 68 Skipped: 0



ANSWER CHOICES	RESPONSES	
KC	11.76%	8
Junior	66.18%	45
Pupil	7.35%	5
Door Tenant	4.41%	3
Any support role (Clerk, Administrator)	10.29%	7
TOTAL		68

Q2 Are you a pupil supervisor?

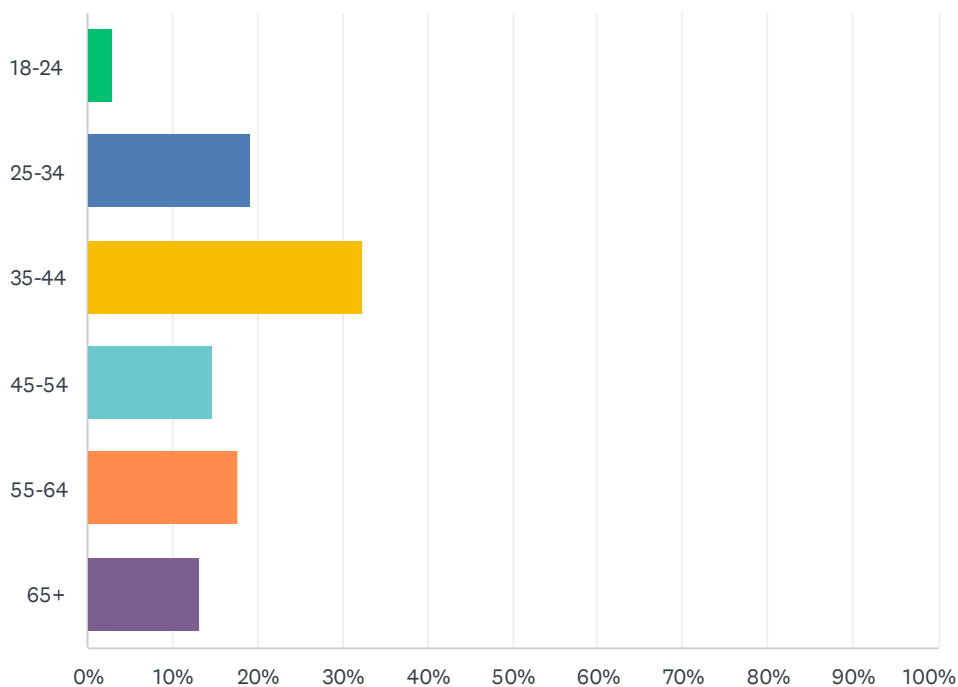
Answered: 68 Skipped: 0



ANSWER CHOICES	RESPONSES	
Yes	30.88%	21
No	69.12%	47
TOTAL		68

Q3 From the list of age bands below, please indicate the category that includes your current age

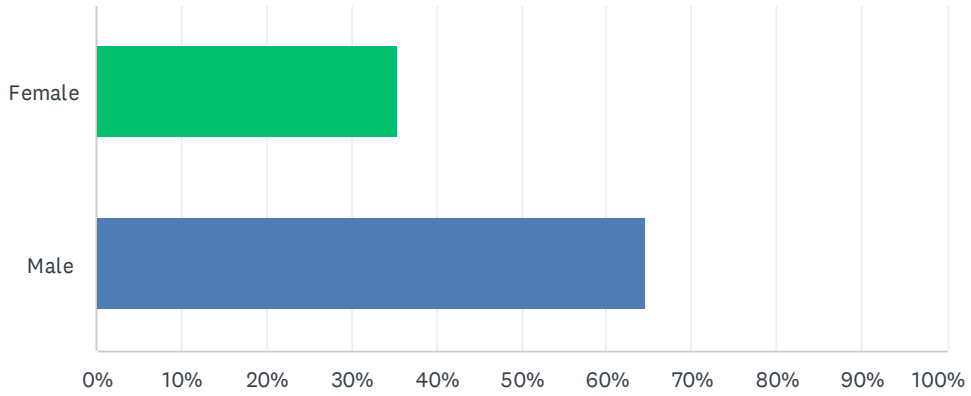
Answered: 68 Skipped: 0



ANSWER CHOICES	RESPONSES	
18-24	2.94%	2
25-34	19.12%	13
35-44	32.35%	22
45-54	14.71%	10
55-64	17.65%	12
65+	13.24%	9
TOTAL		68

Q4 What is your Gender?

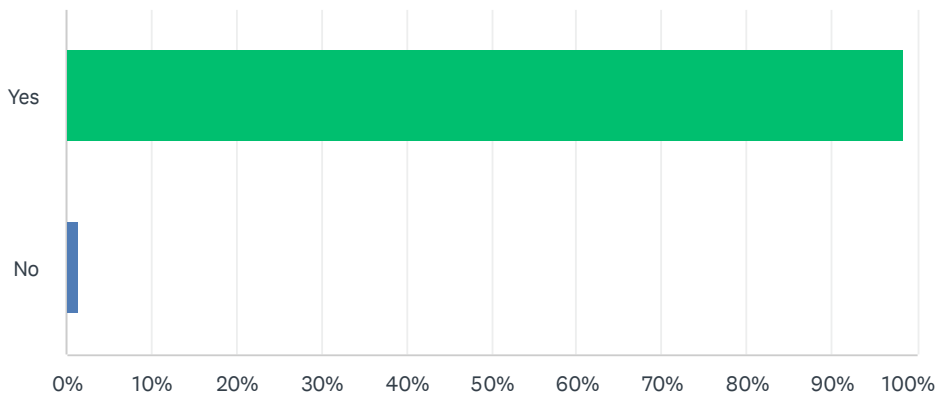
Answered: 68 Skipped: 0



ANSWER CHOICES	RESPONSES	
Female	35.29%	24
Male	64.71%	44
TOTAL		68

Q5 Is your gender identity the same as that which you were assigned at birth?

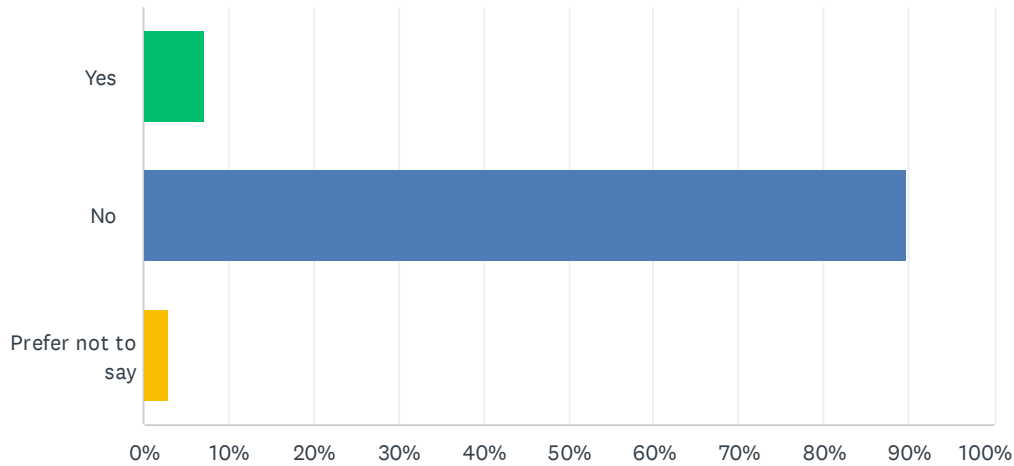
Answered: 68 Skipped: 0



ANSWER CHOICES	RESPONSES	
Yes	98.53%	67
No	1.47%	1
TOTAL		68

Q6 The Equality Act 2010 generally defines a disabled person as someone who has a mental or physical impairment that has a substantial and long-term adverse effect on the person’s ability to carry out normal day-to-day activities. Do you consider yourself to have a disability according to the definition in the Equality Act?

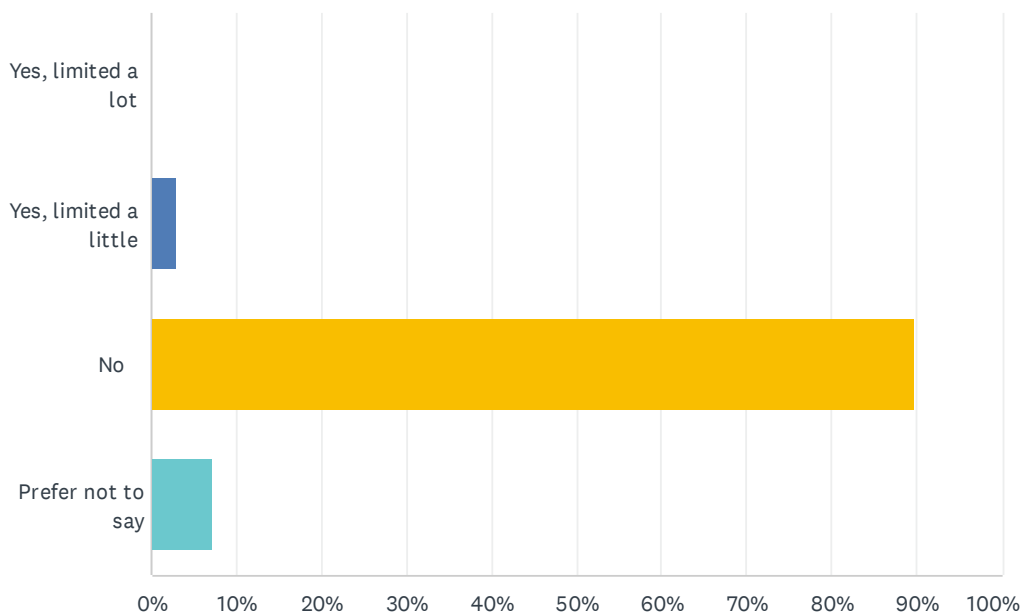
Answered: 68 Skipped: 0



ANSWER CHOICES	RESPONSES	
Yes	7.35%	5
No	89.71%	61
Prefer not to say	2.94%	2
TOTAL		68

Q7 Are your day-to-day activities limited because of a health problem or disability which has lasted, or is expected to last, at least 12 months?

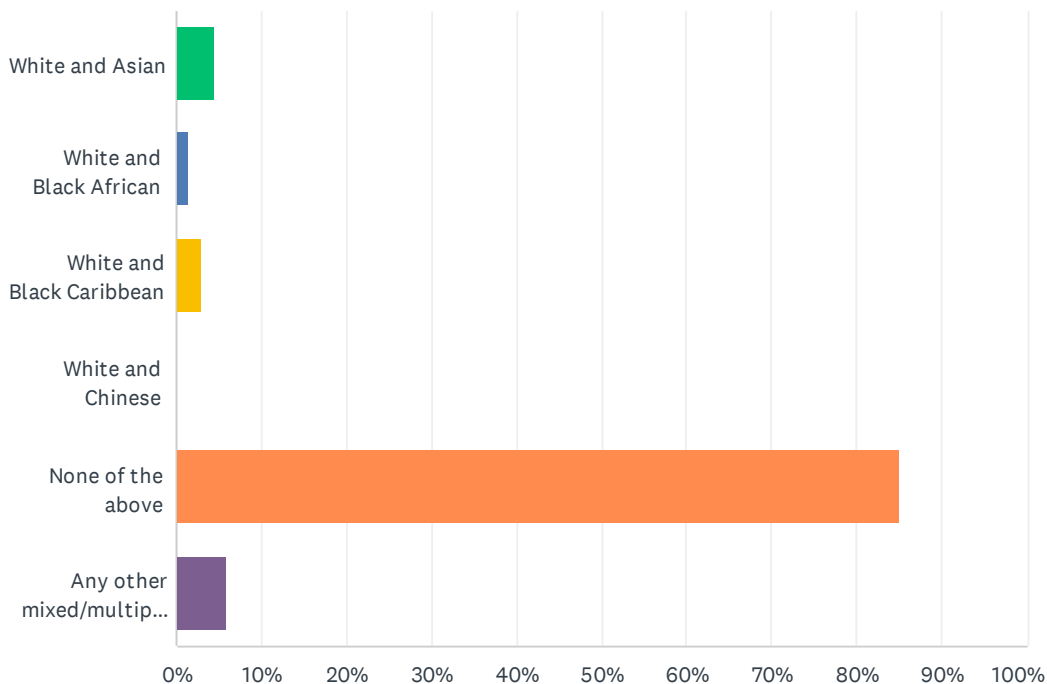
Answered: 68 Skipped: 0



ANSWER CHOICES	RESPONSES	
Yes, limited a lot	0.00%	0
Yes, limited a little	2.94%	2
No	89.71%	61
Prefer not to say	7.35%	5
TOTAL		68

Q8 Ethnic Group Mixed/Multiple Ethnic Group

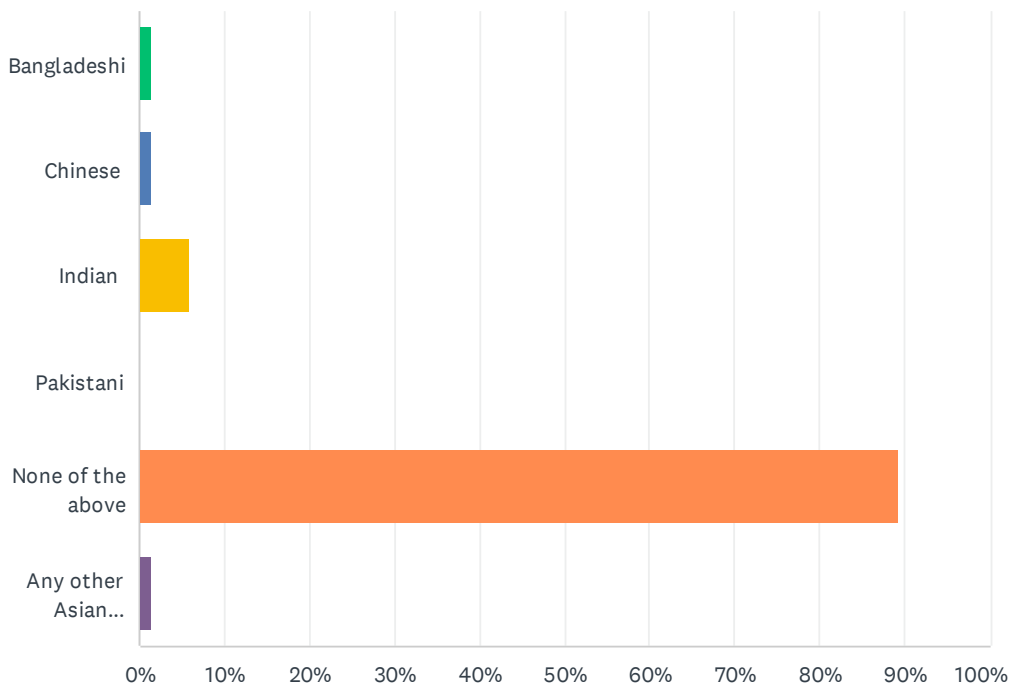
Answered: 67 Skipped: 1



ANSWER CHOICES	RESPONSES
White and Asian	4.48% 3
White and Black African	1.49% 1
White and Black Caribbean	2.99% 2
White and Chinese	0.00% 0
None of the above	85.07% 57
Any other mixed/multiple ethnic (please specify)	5.97% 4
Total Respondents: 67	

Q9 Ethnic Group: Asian/Asian British

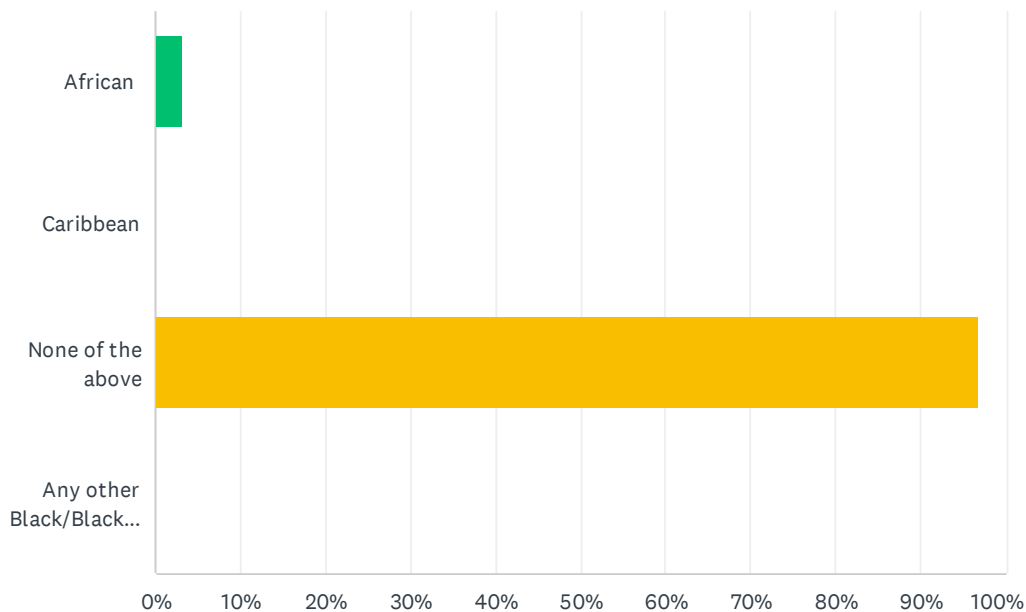
Answered: 66 Skipped: 2



ANSWER CHOICES	RESPONSES	
Bangladeshi	1.52%	1
Chinese	1.52%	1
Indian	6.06%	4
Pakistani	0.00%	0
None of the above	89.39%	59
Any other Asian background (please specify)	1.52%	1
TOTAL		66

Q10 Ethnic Group: Black/African/Caribbean/Black British

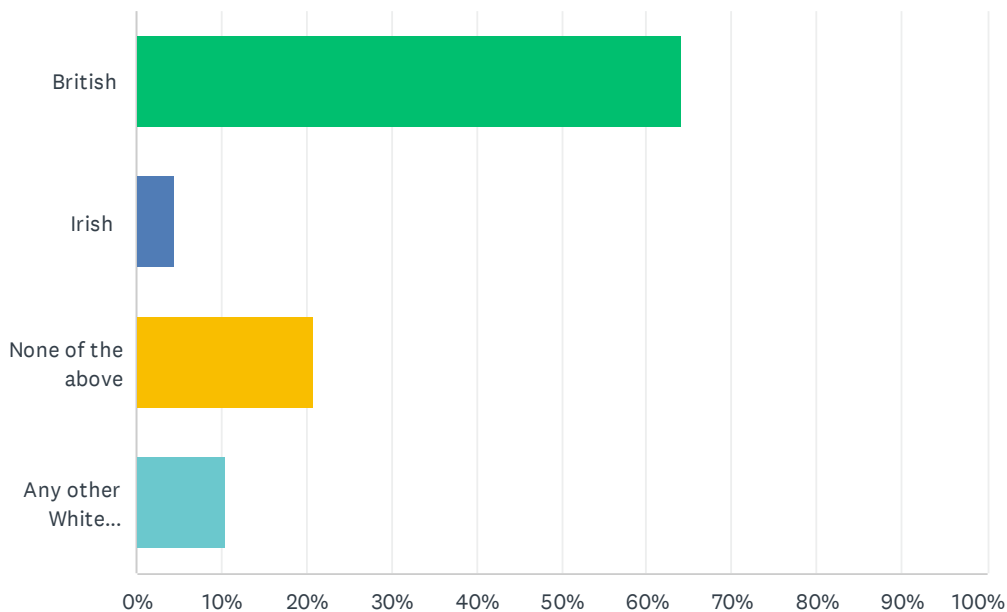
Answered: 64 Skipped: 4



ANSWER CHOICES	RESPONSES	
African	3.13%	2
Caribbean	0.00%	0
None of the above	96.88%	62
Any other Black/Black British (please specify)	0.00%	0
TOTAL		64

Q11 Ethnic Group: White

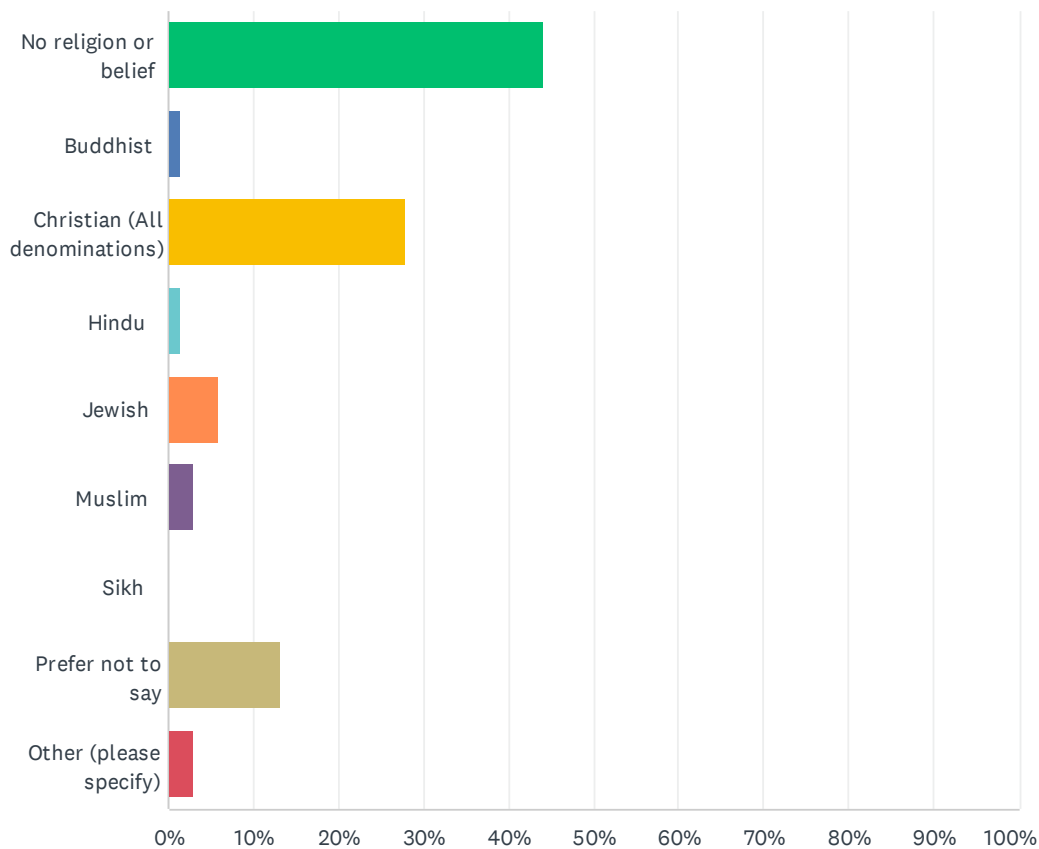
Answered: 67 Skipped: 1



ANSWER CHOICES	RESPONSES	
British	64.18%	43
Irish	4.48%	3
None of the above	20.90%	14
Any other White background (please specify)	10.45%	7
TOTAL		67

Q12 Religion or belief: What is your religion or belief?

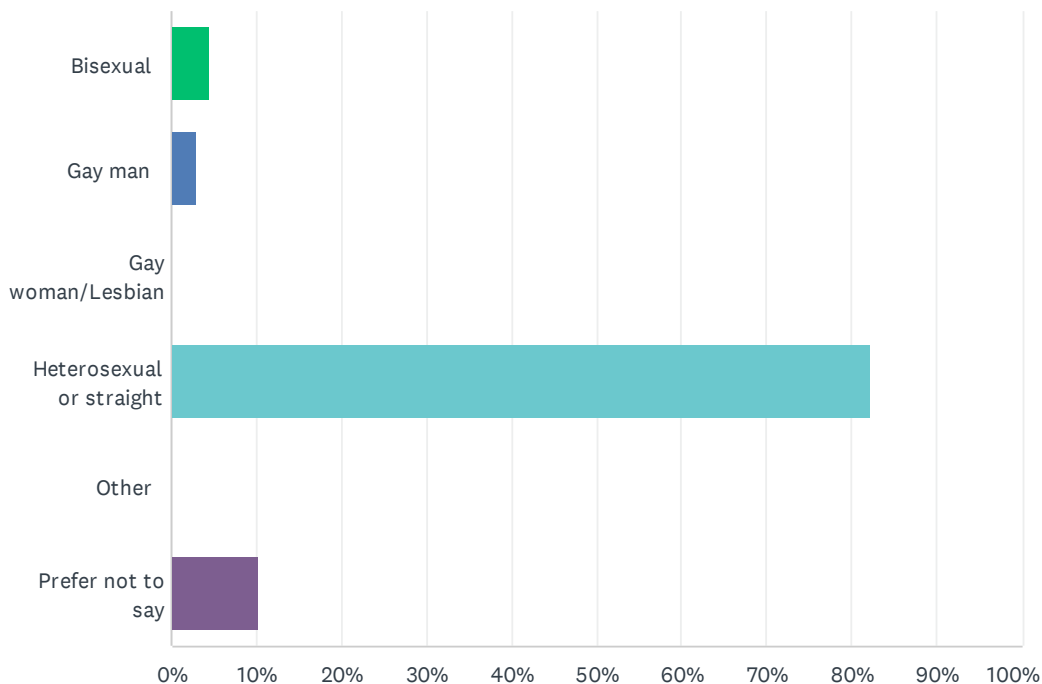
Answered: 68 Skipped: 0



ANSWER CHOICES	RESPONSES	
No religion or belief	44.12%	30
Buddhist	1.47%	1
Christian (All denominations)	27.94%	19
Hindu	1.47%	1
Jewish	5.88%	4
Muslim	2.94%	2
Sikh	0.00%	0
Prefer not to say	13.24%	9
Other (please specify)	2.94%	2
TOTAL		68

Q13 Sexual orientation: What is your sexual orientation?

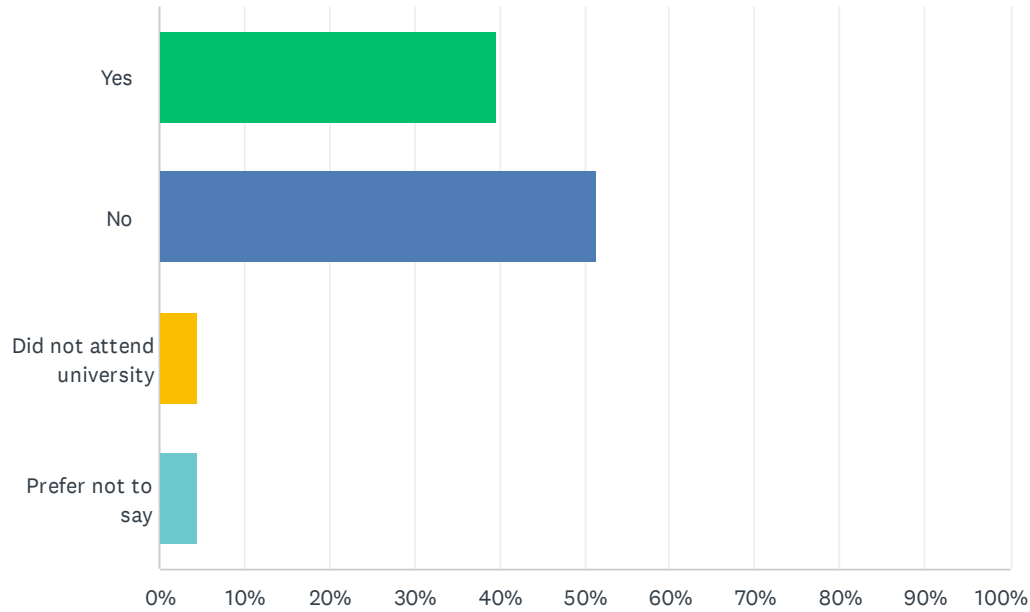
Answered: 68 Skipped: 0



ANSWER CHOICES	RESPONSES
Bisexual	4.41% 3
Gay man	2.94% 2
Gay woman/Lesbian	0.00% 0
Heterosexual or straight	82.35% 56
Other	0.00% 0
Prefer not to say	10.29% 7
TOTAL	68

Q14 Socio-economic background: If you went to University (to study a BA, BSc course or higher), were you part of the first generation of your family to do so?

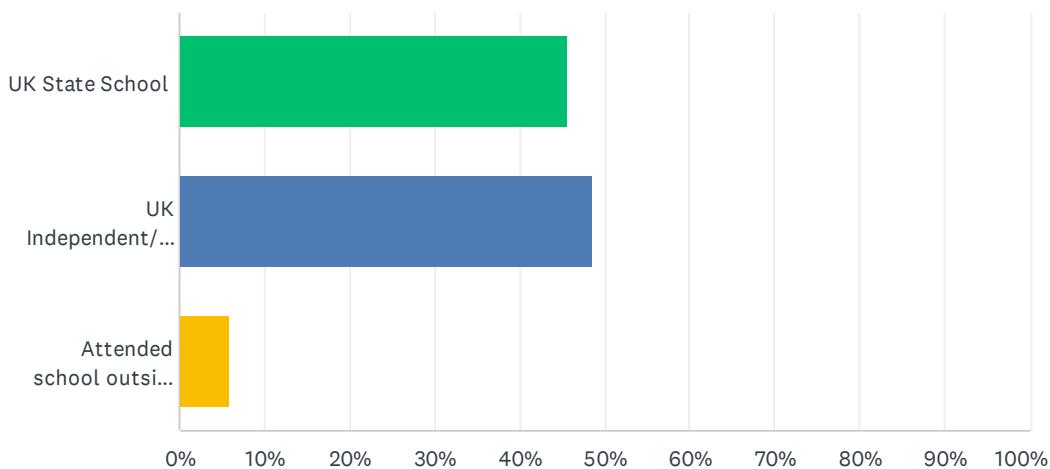
Answered: 68 Skipped: 0



ANSWER CHOICES	RESPONSES	
Yes	39.71%	27
No	51.47%	35
Did not attend university	4.41%	3
Prefer not to say	4.41%	3
TOTAL		68

Q15 Did you mainly attend a state or fee paying school between the ages 11-18?

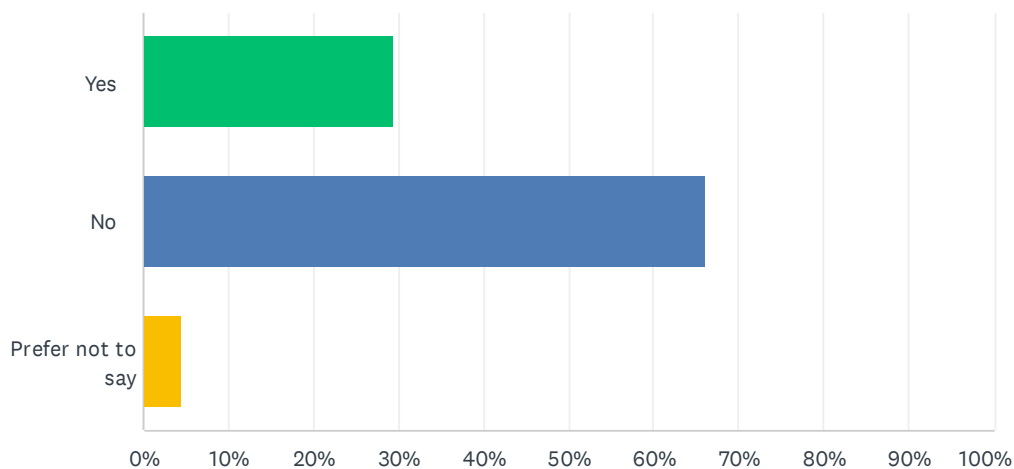
Answered: 68 Skipped: 0



ANSWER CHOICES	RESPONSES	
UK State School	45.59%	31
UK Independent/Fee-paying School	48.53%	33
Attended school outside the UK	5.88%	4
TOTAL		68

Q16 Caring responsibilities: Are you a primary carer for a child or children under 18?

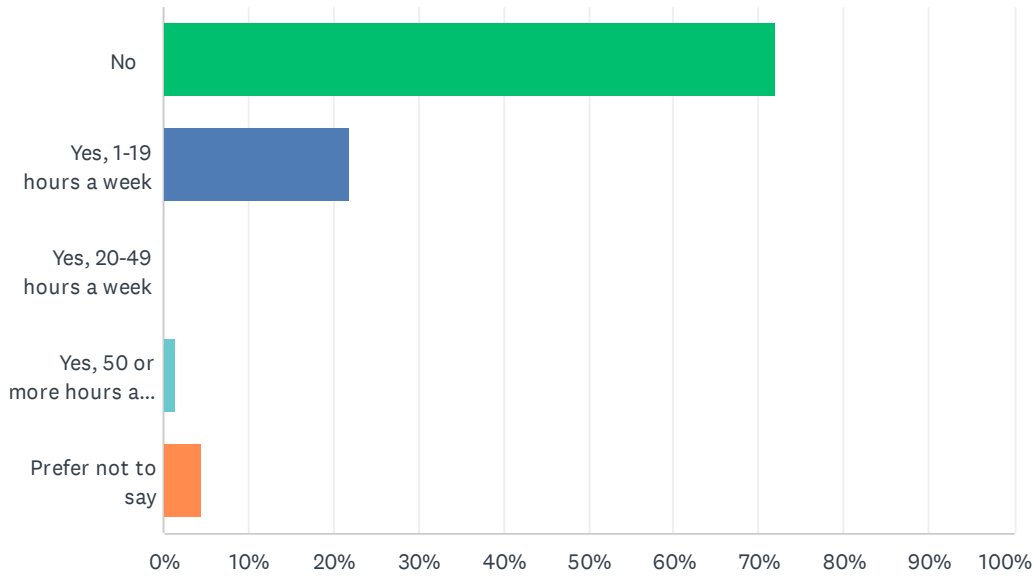
Answered: 68 Skipped: 0



ANSWER CHOICES		RESPONSES	
Yes		29.41%	20
No		66.18%	45
Prefer not to say		4.41%	3
TOTAL			68

Q17 Caring responsibilities: Do you look after, or give any help or support to family members, friends, neighbours or other because of either; Long-term physical or mental ill-health/disability problems related to old age? (Do not count anything you do as part of your paid employment)

Answered: 68 Skipped: 0



ANSWER CHOICES	RESPONSES	
No	72.06%	49
Yes, 1-19 hours a week	22.06%	15
Yes, 20-49 hours a week	0.00%	0
Yes, 50 or more hours a week	1.47%	1
Prefer not to say	4.41%	3
TOTAL		68